

MP522 Microphone / Line Preamplifier

1. INTRODUCTION

The MP522 preamp was designed for use with Ampetronic Induction Loop drivers, but can be used in other applications as a separate seven input pre-amp. The unit is designed to amplify five microphone channels by a maximum of 46 dB, and two line-level inputs by 6 dB.

Each channel has an electronically balanced input. Microphone channels use XLR input connectors, with phantom power facility. Balanced line-level inputs use 6.3 mm jack sockets. A gain control is provided for each channel, and the combined output signal is electronically balanced.

Power for the preamp is normally obtained from the host Ampetronic amplifier, but the unit can be powered from a small, separate power supply, Ampetronic type PS3.

2. INSTALLATION

The unit is designed to be used in a clean and professional environment. If used with the ILD122 range of loop drivers, the preamp can be installed in the RM-1U rack mount kit with the correct blanking plate.

3. TECHNICAL SPECIFICATION

Microphone input

Connector: XLR

Channel gain: 31 dB or 46dB, at max gain position.

Rear panel selection.

Frequency response: ± 1 dB 20 Hz - 20 KHz.

Input overload: -10 dBu or -25dBu,
gain selection dependent

Input noise level: -127dBu, 200 source

Input impedance: 5 k .

Phantom power: selectable 0V/15V

The logo for Ampetronic, featuring the word "AMPETRONIC" in a bold, blue, sans-serif font. The text is enclosed within a blue double-line border that is slanted to the right, creating a dynamic, forward-leaning effect.

Listen to the difference

Line-level input

Connector:

6.3mm 3-pole jack socket

Channel gain: 6 dB at max gain position.

Frequency response; ± 1 dB 20 Hz - 20 KHz.

Input overload: +20dBu

Input impedance: each side 1M Ω to common, fully balanced input.

Can be used unbalanced.

Output

Connector: 6.3mm 3-pole jack socket.

The insertion of a 2-pole plug will unbalance the output.

Load impedance: 600 Ω minimum.

Max output: + 20dBu (balanced output)

Max cable length 1m.

Power requirements

Supply: ± 15 V regulated

Loading: +52 / -41 mA excluding phantom power load.

Connector: 3 pin Mini - DIN

Max cable length 1m.

Dimensions: Width: 108mm Height: 44mm Depth: 150mm

Weight: 545g

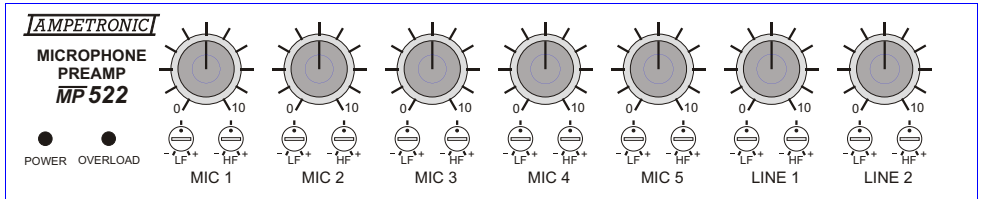
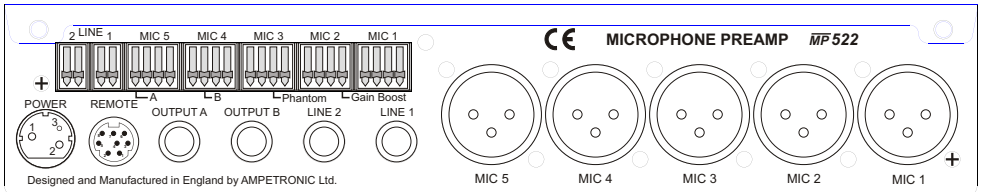
4. GAIN / PHANTOM SELECTION.

The drawing overleaf indicates where the switches are positioned on the panel. Normal gain is 31 dB, boost is 46 dB.

Phantom voltage is +15 Volt.

Channel A and/or Channel B selection on rear panel overrides remote control. Remote control is only active when rear panel selection is "off" for the desired channel.

All functions can be selected separately for each input channel.



Warranty Information

This product carries a 5 year parts and labour warranty which could be invalidated if these instructions are not followed correctly, or the unit is tampered with in any way.

The 5 year warranty is dated from the time the equipment leaves Ampetronic and NOT when it is installed.

The MP522 is designed and manufactured in England by Ampetronic Ltd.

DECLARATION OF CONFORMITY

Manufacturer: Ampetronic Ltd.

Address: Northern Road, Newark,
Nottinghamshire, NG24 2ET.
United Kingdom.

Declares that the product:

Description: `Microphone Preamplifier

Type Name: `MP522

Conforms to the following Directive(s) and Norm(s):

Directive 89/336/EEC

EMC: EN55103-1 (1997)

EN55103-2 (1997)

Safety: EN60065 (1998)

July 2000

L.A. Pieters

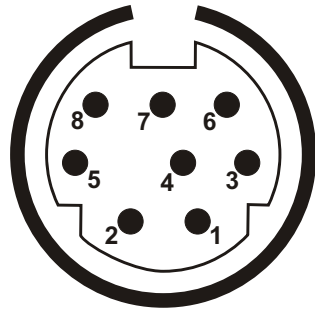
Managing Director

Ampetronic Ltd.

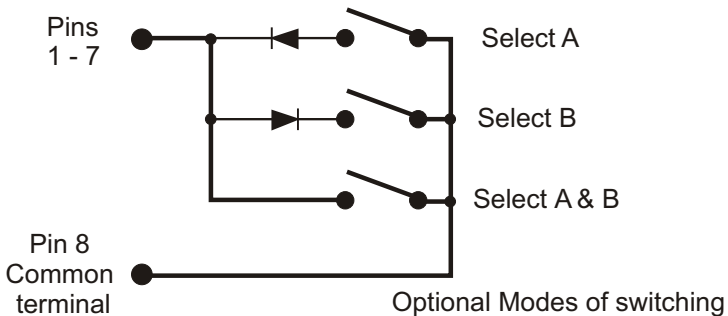
MP522 Remote Switching Connector Wiring Diagram

Pin Number	Function
1	Microphone 1
2	Microphone 2
3	Microphone 3
4	Microphone 4
5	Microphone 5
6	Line Input 1
7	Line Input 2
8	Common

Wiring-side view of 8-pin Mini Din Plug



Selection of Channel A, or B, or both simultaneously as shown below.
 All three options are shown
 The 7 channels are controlled separately.
 Selection is signal polarity sensitive.



Ampetronic Ltd,
 Northern Road, Newark,
 Nottinghamshire, NG24 2ET
 United Kingdom

Tel: +44 (0) 1636 610062 Fax: +44 (0) 1636 610063
 www.ampetronic.com Email: sales@ampetronic.com